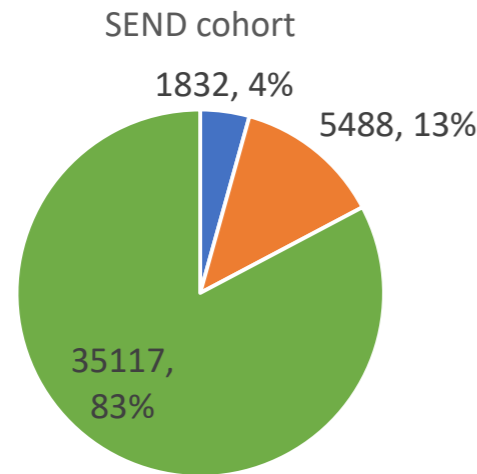


Newcastle SEND Outcomes Framework

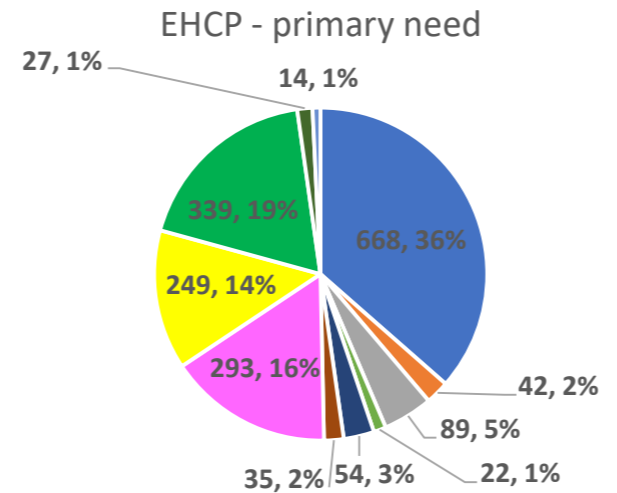
Update: May 2023

Newcastle SEND Profile 2023

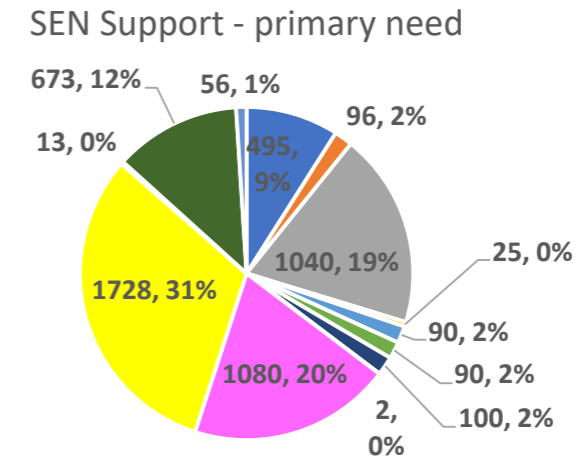
There are 1,832 EHCP pupils and 5,488 SEN Support pupils in a cohort of 42,427 (January 2023)



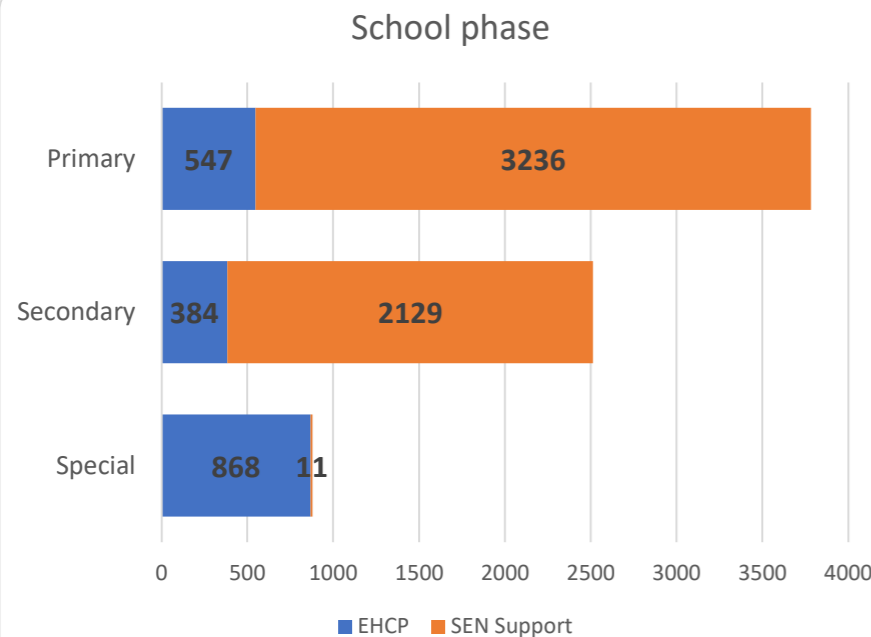
■ EHCP ■ SEN Support ■ No SEN



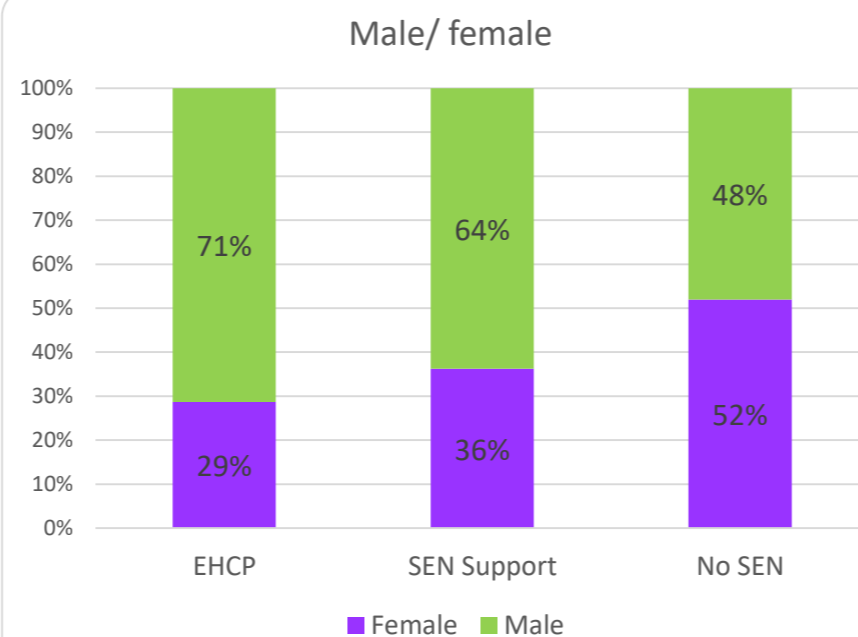
■ ASD ■ HI ■ MLD ■ MSI ■ NSA ■ OTH ■ PD ■ PMLD ■ SEMH ■ SLCN ■ SLD ■ SPLD ■ VI



■ ASD ■ HI ■ MLD ■ MSI ■ NSA ■ OTH ■ PD ■ PMLD ■ SEMH ■ SLCN ■ SLD ■ SPLD ■ VI



■ EHCP ■ SEN Support



■ Female ■ Male

2,492 CYP (0-25 yrs) have an EHCP

95 16-24 year olds with EHCP are NEET (19.4% vs 9.7% nationally)

79 16-17 year olds with SEN Support are NEET (12.0% vs 6.3% nationally)

75 CLA have an EHCP (20.3% vs 30.2% nationally) &

108 CLA have SEN Support (20.9% vs nationally 27.2%)