

Newcastle Area SEND Outcomes Framework and Data Dashboard

June 2024

The outcomes framework and dashboard was developed through multi-agency workshops including children and young people, parents and carers and schools and in partnership with:



Our newly refreshed Joint Strategic Needs Assessment (JSNA) draws together quantitative data and research to help us understand the people of Newcastle and to inform the planning and improvement of local services. This data also informs our medium and long-term planning across education, health and care.

Newcastle SEN Support - Key Information

SEN Support						
Pupils in schools				2020/21	2021/22	2022/23
2023/24	No.	%				
Newcastle	#	#	Total	#	#	#
North East	-	#	% of headcount	#	#	#
England	-	#	% North East	#	#	#
SEN Support pupils including state-funded, independent, non-maintained and alternative provision schools			% England	#	#	#

Source: School Census, January 2024

SEN Support - % of total headcount

Chart

Source: School Census, January 2024

SEN Support by Primary Need					
Primary Need Description	2021/22	2022/23	2023/24		Trend
	No.	No.	No.	%	
Communication & Interaction	#	#	#	#	_____
SEMH	#	#	#	#	_____
SEN support - no specialist assessment of type of need	#	#	#	#	_____
Physical / Sensory	#	#	#	#	_____
Other difficulties / disability	#	#	#	#	_____
Cognition & Learning	#	#	#	#	_____
Total	#	#	#	#	_____

Source: School Census, January 2024

SEN Support by school phase					
Pupils in state-funded school by phase			2020/21	2021/22	2022/23
Primary	#	Total	#	#	#
		% of headcount	#	#	#
Secondary	#	Total	#	#	#
		% of headcount	#	#	#

Source: School Census, January 2024

Total (all schools)	2020/ 21	2021/ 22	2022/23	
Overall Absence (Newc.)	#	#	#	#
England	#	#	#	#
North East	#	#	#	#
	2020/ 21	2021/ 22	Aut 2022/23	Spr 2022/ /23
Suspension (Newc.)	#	#	#	#
England	#	#	#	#
North East	#	#	#	#
Exclusion (Newc.)	#	#	#	#
England	#	#	#	#
North East	#	#	#	#

Source: DfE statistics

ASAP	
<p>Chart</p>	
<p>Source: Local data</p>	

Data analysis	
Description of data	

SEN Support - School year groups (NCY)

Chart

Description of progress made, what we are doing well at, areas for improvement and further work

Newcastle EHCP - Key Information

Current EHCPs and open assessment involvements

Total number of current EHCP plans at June 2024 (local data)

Open assessments

Sep-21	Sep-22	Sep-23	Jun-24
#	#	#	#

Refusals

	2021	2022	2023
Initial request for assessmt refused	#	#	#
EHCP refusals following assessment	#	#	#

Source: Local data and SEN2

New EHC plans issued

Issued between January and June 2024

2020	2021	2022	2023
#	#	#	#
#	#	#	#

An increase in the number of new plans issued in 2023 compared to 2022 for all plans.

Source: Local data and SEN2

EHC plans issued in statutory 20 week timescales

Including exceptions
Newcastle
North East
England

2022	2023
#	#
#	#
#	#

Chart

Source: SEN2

Initial requests for assessment

New assessment requests (January to May 2024)

2020	2021	2022	2023
#	#	#	#
% change from previous year	#	#	#

Requests by age (Jan-June'24)

	Number	%
Early years	#	#
Primary	#	#
Secondary	#	#
Post-16	#	#
Total	#	#

Source: SEN2 and local data

Attendance, Suspension and Exclusions (EHCP)

	2020/21	2021/22	2022/23
Overall Absence (Newc.)	#	#	#
England	#	#	#
North East	#	#	#

	2020/21	2021/22	Aut 2022/23	Spr 2022-23
Suspension (Newc.)	#	#	#	#
England	#	#	#	#
North East	#	#	#	#
Exclusion (Newc.)	#	#	#	#
England	#	#	#	#
North East	#	#	#	#

Source: DfE statistics

EHCP - Primary Need

Primary Need Description	2021-22	2022/23	2023/24	Trend
	No.	No.	No.	%
Communication & interaction	#	#	#	#
SEMH	#	#	#	#
Physical / sensory	#	#	#	#
Cognition & learning	#	#	#	#
Other difficulties / disability	#	#	#	#
Total	#	#	#	#

Source: School Census, January 2024

Number of EHCP in mainstream/ specialist schools

Chart

Source: DfE statistics

EHCP Rate per 10,000 population (0-25yrs)

Chart

Source: SEN2 2024 & ONS MYE (2023 & 2024 rates calculated on 2022 MYEs)

EHCP - Age Groups

Chart

Source: Local data

Data analysis

Description of data

Commentary

Description of progress made, what we are doing well at, areas for improvement and further work

Education in Newcastle (Early Years and Primary) - Key information

SEND in Primary Schools

#	EHCP	SEN Support	No SEN
	#	#	#
	#	#	#
Total number of pupils in primary schools	Number and proportion of primary aged children by SEND status		

Source: School Census. January 2024

EHCP - % of total headcount

Chart

Source: School Census. January 2024

SEN Support - % of total headcount

Chart

Source: School Census. January 2024

Referrals to Early Years Team

#	Students referred to Early Years Team		
	2021-22	2022-23	2023-24 (to-date)
	#	#	#
Number of children referred to Early Years team 2023/24	Number of referrals by primary need		
	SLCNs	#	#
	SEMH	#	#
	Autism	#	#
	Combined % of total	#	#

Source: Local data

Early Years - Take up of childcare offer

2 Year Take-Up	2018	2019	2020	2021	2022	2023
Newcastle (%)	#	#	#	#	#	#
North East (%)	#	#	#	#	#	#
National (%)	#	#	#	#	#	#
3 & 4 Year Take-Up	2018	2019	2020	2021	2022	2023
Newcastle (%)	#	#	#	#	#	#
North East (%)	#	#	#	#	#	#
National (%)	#	#	#	#	#	#

Source: DfE statistics

Absence, Suspension and Exclusion (Primary)

	EHCP		SEN Support		No SEN		Total	
	2021-22	2022-23	2021-22	2022-23	2021-22	2022-23	2021-22	2022-23
Overall Absence (Newc)	#	#	#	#	#	#	#	#
England	#	#	#	#	#	#	#	#
North East	#	#	#	#	#	#	#	#
	2021-22	2022-23 (Spr)	2021-22	2022-23 (Spr)	2021-22	2022-23 (Spr)	2021-22	2022-23 (Spr)
Suspensions (Newc)	#	#	#	#	#	#	#	#
England	#	#	#	#	#	#	#	#
North East	#	#	#	#	#	#	#	#
Exclusions (Newc)	#	#	#	#	#	#	#	#
England	#	#	#	#	#	#	#	#
North East	#	#	#	#	#	#	#	#

Source: DfE statistics

Data analysis

Description of data

Commentary

Description of progress made, what we are doing well at, areas for improvement and further work

Achievement & Progress

Early Years - Good Level of Development (GLD)								
	EHCP		SEN Support		No SEN		Total	
	2021-22	2022-23	2021-22	2022-23	2021-22	2022-23	2021-22	2022-23
Newcastle	#	#	#	#	#	#	#	#
North East	#	#	#	#	#	#	#	#
National	#	#	#	#	#	#	#	#
Key Stage 1								
2022-23	EHCP		SEN Support		No SEN		Total	
	Newc.	Eng.	Newc.	Eng.	Newc.	Eng.	Newc.	Eng.
Achievement (RWM)								
Reading	#	#	#	#	#	#	#	#
Writing	#	#	#	#	#	#	#	#
Maths	#	#	#	#	#	#	#	#
Key Stage 2								
2022-23	EHCP		SEN Support		No SEN		Total	
	Newc.	Eng.	Newc.	Eng.	Newc.	Eng.	Newc.	Eng.
Achievement (RWM)	#	#	#	#	#	#	#	#
Reading	#	#	#	#	#	#	#	#
Writing	#	#	#	#	#	#	#	#
Maths	#	#	#	#	#	#	#	#
Progress								
Reading	#	#	#	#	#	#	#	#
Writing	#	#	#	#	#	#	#	#
Maths	#	#	#	#	#	#	#	#

Source: DfE statistics 2022-23

Education in Newcastle (Secondary) - Key information

SEND in Secondary Schools

#	EHCP		SEN Support		No SEN	
	#		#		#	
	#		#		#	
Total number of pupils in secondary schools	Number and proportion of secondary aged children by SEND status (January 2024)					

Source: School Census. January 2024

EHCP - % of total headcount



Source: School Census. January 2024

SEN Support - % of total headcount



Source: School Census. January 2024

Absence, Suspension and Exclusion (Secondary)

	EHCP		SEN Support		No SEN		Total	
	2021-22	2022-23	2021-22	2022-23	2021-22	2022-23	2021-22	2022-23
Overall Absence (Newc)	#	#	#	#	#	#	#	#
England	#	#	#	#	#	#	#	#
North East	#	#	#	#	#	#	#	#
	2021-22	2022-23	2021-22	2022-23	2021-22	2022-23	2021-22	2022-23
	(Spr)	(Spr)	(Spr)	(Spr)	(Spr)	(Spr)	(Spr)	(Spr)
Suspensions (Newc)	#	#	#	#	#	#	#	#
England	#	#	#	#	#	#	#	#
North East	#	#	#	#	#	#	#	#
Exclusions (Newc)	#	#	#	#	#	#	#	#
England	#	#	#	#	#	#	#	#
North East	#	#	#	#	#	#	#	#

Progress and Attainment KS4

	EHCP		SEN Support		No SEN		Total	
	2021-22	2022-23	2021-22	2022-23	2021-22	2022-23	2021-22	2022-23
Average Attainment 8 score per pupil in Newc.	#	#	#	#	#	#	#	#
North East	#	#	#	#	#	#	#	#
National	#	#	#	#	#	#	#	#
Average Progress 8 score per pupil in Newc.	#	#	#	#	#	#	#	#
North East	#	#	#	#	#	#	#	#
National	#	#	#	#	#	#	#	#

Source: DfE 2022-23

% KS4 pupils going to or remaining in Ed, Emp or Training (EET)

	EHCP	SEN Support	No SEN	Total
2022				
Newcastle	#	#	#	#
North East	#	#	#	#
National	#	#	#	#

Source: DfE KS4 destination measures

Data analysis

Description of data

Commentary

Description of progress made, what we are doing well at, areas for improvement and further work

Education in Newcastle (post-16) - Key information

19 year olds - Level 3 qualifications								
	EHCP		SEN Support		No SEN		Total	
	2021/22	2022/23	2021/22	2022/23	2021/22	2022/23	2021/22	2022/23
Newcastle	#	#	#	#	#	#	#	#
North East	#	#	#	#	#	#	#	#
National	#	#	#	#	#	#	#	#

Source: DfE statistics

Young people - EHCP (16-24)					
Mar'24	NEET	NEET & NK	Mainstream education & training	Independent Specialist Provider	Supported Internship
Newcastle	#	#	#	#	#
North East	#	#	#	#	#
National	#	#	#	#	#

Source: NCCIS submission Mar'24

Young people - SEN Support (Yr12-13)			
Mar'24	NEET	NEET & NK	% in Learning
Newcastle	#	#	#
North East	#	#	#
National	#	#	#

Source: NCCIS submission Mar'24

Data analysis

Description of data

EHCP - NEET

Chart

SEN Support - NEET

Chart

Commentary

Description of progress made, what we are doing well at, areas for improvement and further work

EHCP - NEET & Not Known

Chart

SEN Support - NEET & Not Known

Chart

Health & Wellbeing - Key Information

Speech & Language Therapy

#	EHCP	SEN Support	No SEN
No. of care contacts* 2023/24 (financial)	#	#	#
#	#	#	#
Average waiting time (referral to care contact)	Average waiting times		
	2020-21	2021-22	2022-23
#	#	#	#
Maximum waiting time (95th percentile)	Maximum wait times		
	2020-21	2021-22	2022-23
#	#	#	#

Occupational Therapy

#	EHCP	SEN Support	No SEN
No. of care contacts* 2022/23	#	#	#
#	#	#	#
Average waiting time (referral to care contact)	Average waiting times		
	2020-21	2021-22	2022-23
#	#	#	#
Maximum waiting time (95th percentile)	Maximum wait times		
	2020-21	2021-22	2022-23
#	#	#	#

Physiotherapy Services

#	EHCP	SEN Support	No SEN
No. of care contacts* 2023/24	#	#	#
#	#	#	#
Average waiting time (referral to care contact)	Average waiting times		
	2020-21	2021-22	2022-23
#	#	#	#
Maximum waiting time (95th percentile)	Maximum wait times		
	2020-21	2021-22	2022-23
#	#	#	#

* Contacts are appointments or consultations with care professionals
Source: Data provided by North of England Commissioning Support Unit.

Pre-school Autism Service Newcastle Upon Tyne Hospital Trust (NUTH)

Number of referrals to the pre-school autism service					
	2019	2020	2021	2022	2023
No. referrals	#	#	#	#	#
No. assessments	#	#	#	#	#

Autism Assessment (Over 5s) Children and Young People Service (CYPS)

#	Number of children		
Waiting list 2023/24 No. of children (over 5 year olds)	2020-21	2021-22	2022-23
#	#	#	#
Average waiting time (weeks)	Average waiting times		
	2020-21	2021-22	2022-23
#	#	#	#
Longest wait (weeks)	Longest wait times (95th %tile)		
	2020-21	2021-22	2022-23
#	#	#	#

Learning Disability - Annual Health Check

The percentage of patients on the Learning Disability Register aged 14 to 25 who received an Annual Health Check (AHC)			
	2021/22	2022/23	(Q1 2023/24)
LD Aged 14 to 25	#	#	#
LD Aged 14 to 25 attending AHC in year	#	#	#
% attending AHC in year	#	#	#

Data analysis

Description of data

Commentary

Description of progress made, what we are doing well at, areas for improvement and further work

Health & Wellbeing - Children and Young People Service - Key Information

Mental Health Pathway

# No. of clients 2023/24	EHCP	SEN Support	No SEN
	#	#	#
	#	#	#
	Total number of clients		
	2020-21	2021-22	2022-23
	#	#	#
# Average waiting time (referral to intervention)	Average waiting times		
	2020-21	2021-22	2022-23
	#	#	#
# Max. (95th percentile)	Maximum wait times		
	2020-21	2021-22	2022-23
	#	#	#

Neurodevelopmental Pathway

# No. of clients 2023/24	EHCP	SEN Support	No SEN
	#	#	#
	#	#	#
	Total number of clients		
	2020-21	2021-22	2022-23
	#	#	#
# Average waiting time (referral to intevention)	Average waiting times		
	2020-21	2021-22	2022-23
	#	#	#
# Max. (95th percentile)	Maximum wait times		
	2020-21	2021-22	2022-23
	#	#	#

Learning Disability Pathway

# No. of clients 2023/24	EHCP	SEN Support	No SEN
	#	#	#
	#	#	#
	Total number of clients		
	2020-21	2021-22	2022-23
	#	#	#
# Average waiting time (referral to intervention)	Average waiting times		
	2020-21	2021-22	2022-23
	#	#	#
# Max. (95th percentile)	Maximum wait times		
	2020-21	2021-22	2022-23
	#	#	#

Source: Data provided by North of England Commissioning Support Unit.

Data analysis

Description of data

Commentary

Description of progress made, what we are doing well at, areas for improvement and further work

Vulnerable groups - key information

EHCPs

#		Sept'22	Sept'23	Jun'24
CYP with EHCP or open assessment. June 2024	EHCP - Bespoke package (EOTAS)	#	#	#
	Children Missing Education	#	#	#
Source: Local data				

Elective Home Education	Spring 2022-23	Summer 2022/23	Autumn 2023/24	Spring 2023/24	Summer 2023/24
No.	No.	No.	No.	No.	%
EHCP	#	#	#	#	#
SEN Support	#	#	#	#	#
Total EHE	#	#	#	#	-
% SEND of EHE	#	#	#	#	-

Source: EHE Census

Part-time timetables

#	EHCP			SEN Support		
of all pupils on part-time timetables have SEND	Oct'23	Jan'24	Jun'24	Oct'23	Jan'24	Jun'24
Pupils on part-time timetables	#	#	#	#	#	#
% of total part-time pupils	#	#	#	#	#	#
Mainstream primary	#	#	#	#	#	#
Mainstream secondary	#	#	#	#	#	#
Alternative Provision (Mary Astell)	#	#	#	#	#	#
Special	#	#	#	#	#	#

Source: Local data. June 2024

Childrens Social Care

	EHCP		SEN Support		No SEN	
% of children in Need	2021-22	2022-23	2021-22	2022-23	2021-22	2022-23
Newcastle	#	#	#	#	#	#
North East	#	#	#	#	#	#
England	#	#	#	#	#	#
% of children looked after						
Newcastle	#	#	#	#	#	#
North East	#	#	#	#	#	#
England	#	#	#	#	#	#
% of pupils Child Protection Plan						
Newcastle	#	#	#	#	#	#
North East	#	#	#	#	#	#
England	#	#	#	#	#	#

Source: Outcomes for children in need including looked after children, 2024

Youth Justice Service

#	EHCP		SEN Support		No SEN	
	Sep'23	Jun'24	Sep'23	Jun'24	Sep'23	Jun'24
	#	#	#	#	#	#
	#	#	#	#	#	#

10-17 year olds open to the Youth Justice Service (Sept'23)

Source: Local data. June 2024

Early Help

	EHCP	SEN Support	No SEN
Early Help Assessment and Plan	Sep'23	Sep'23	Sep'23
Number currently open	#	#	#
% of total	#	#	#
Intensive Family Support			
Number of families	#	#	#
Open to Family Partner/ Other Early Help support in progress			
Number	#	#	#
% of total	#	#	#

Source: Local data. Sept'23

Adult Social Care

	Newcastle	North East	National
% adults with a learning disability in paid employment	#	#	#
% adults with a learning disability who live in their own home or with their family	#	#	#
	Jul-23		
Number of CYP Children in Need (18+) with EHCP eligible for adult social care*	##		

Source: ASCOF 2022-23

* Source: local data. Care First/Capita

Data analysis

Description of data

Commentary

Description of progress made, what we are doing well at, areas for improvement and further workanel.

SEND Transport - Key Information

Home-to-school transport (EHCP)

	2022-23	2023-24
Home-to-school transport		Q1 (June)
Number of students with transport assistance (including respite, ITT and PTB)	#	#
Number of students with transport assistance (excluding respite, ITT and PTB)	#	#
Personal transport budget		
Number with PTB	#	#
Independent travel trained		
Number of students on ITT	#	#
Transport costs		Q1 (June)
Overall forecast outturn on SEND transport		#
Average cost per student		#
Source: Local data. May'24		

* This includes where the young person had either one or both of theory and/or practical training


Data analysis

Description of data

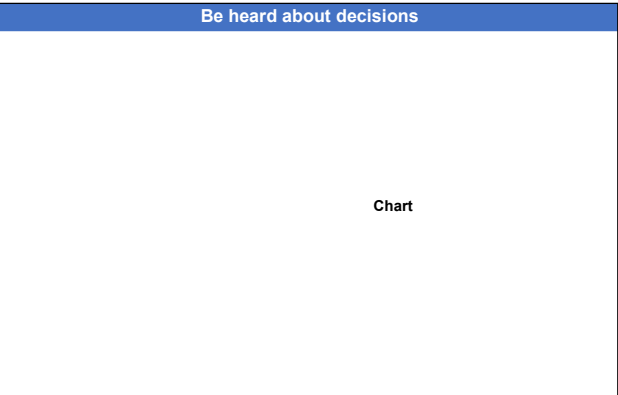
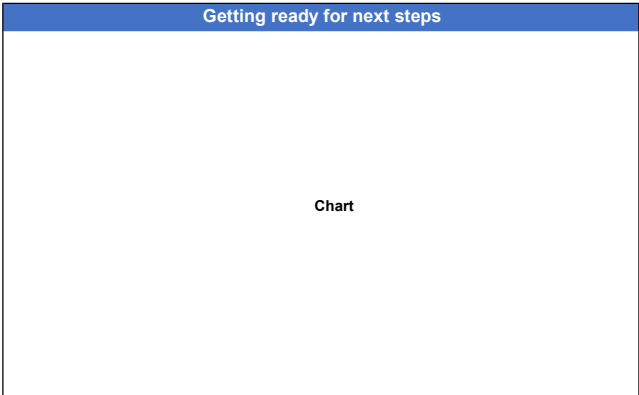
Commentary

Description of progress made, what we are doing well at, areas for improvement and further work

Views of children and young people - Key Information



Source: Local pilot survey, questions asked to children and young people with EHC plans at their annual review. Total responses - 152.



Local Offer				
Total hits April to Dec'23	##	Q1 2023-24	Q2 2023-24	Q3 2023-24
Top 10 pages with most hits				
SEND Portal		#	#	#
Newcastle SEND Advice and Support Allocation Panel		#	#	#
Requesting a new Education, Health and Care Plan		#	#	#
SEND Outreach Service		#	#	#
SEND Outreach Service- Early Years		#	#	#
Newcastle Educational Psychology Service		#	#	#
SEND Descriptors of Need		#	#	#
SEND Support, Assessment & Review Team		#	#	#
What's new on the Local Offer?		#	#	#
Getting Ready for Next Steps		#	#	#

Source: Local data. Website hits 2023-24 (financial)

Source: Local pilot survey, questions asked to children and young people with EHC plans at their annual review. Total responses - 152

Commentary

Description of progress made, what we are doing well at, areas for improvement and further work